


THE PAC-10



Pacific-10 Conference

Entering the 2007-08 season, the Pacific-10 Conference continues to uphold its tradition as the "Conference of Champions."® Pac-10 members have claimed an incredible 146 NCAA team titles over the past 17 seasons, for an average of more than eight championships per academic year.

Even more impressive is the breadth of the Pac-10's success, as those 146 team titles have come in 24 different men's and women's sports. The Pac-10 has led the nation in NCAA Championships 41 of the last 47 years and finished second five times.

Spanning nearly a century of outstanding athletics achievement, the Pac-10 has captured 359 NCAA titles (254 men's, 105 women's), far outdistancing the runner-up Big Ten Conference's 212 titles.

The Conference's reputation is further proven in the annual United States Sports Academy Directors' Cup competition, the prestigious award that honors the best overall collegiate athletics programs in the country. STANFORD continued its remarkable run in the 2006-07 season, winning its 13th consecutive Directors' Cup. In the 2006-07 competition, seven of the Top-30 Division I programs were Pac-10 members: No. 1 STANFORD, No. 2 UCLA, No. 5 USC, No. 9 CALIFORNIA, No. 10 ARIZONA STATE, No. 24 ARIZONA and No. 29 WASHINGTON. The Pac-10 landed five programs in the Top-10, two more than the second-place SEC (2).

The Pac-10 captured eight NCAA titles in 2006-07 to lead the nation. It should be noted that the Pac-10 total does not include CALIFORNIA's national championship in men's rugby or WASHINGTON's national championship in men's crew, as they are not counted as NCAA titles. The Pac-10 led the nation with the most NCAA titles in women's sports with five.

NCAA team champions from the Pac-10 in 2006-07 came from ARIZONA (softball), ARIZONA STATE (women's indoor track & field and women's outdoor track & field), CALIFORNIA (men's water polo), OREGON STATE (baseball), STANFORD (women's cross country and men's golf) and UCLA (women's water polo). The Pac-10 also had runners-up in seven NCAA Championship events: men's soccer (UCLA), women's volleyball (STANFORD), men's water polo (USC), women's water polo (STANFORD), men's swimming (STANFORD), women's swimming (ARIZONA) and women's tennis (UCLA). Overall, the Conference had 32 teams finish in the top four at NCAA Championship events.

Participation in the postseason was a com-

mon occurrence for the Conference in 2006-07. Of the 22 sports sponsored by the Pac-10, 19 witnessed at least half its teams participating in NCAA or other postseason action. The men sent 62 of a possible 90 teams into the postseason (68.1 percent), while the women sent 74 of a possible 100 teams (74.0 percent).

The Pac-10 experienced continued success in football as the league sent six teams to bowl games. USC and CALIFORNIA were named co-Pac-10 Champions with identical 7-2 league records. The Trojans capped their season with a 32-18 win over Michigan in the Rose Bowl. Overall, the Pac-10 went 3-3 in postseason bowl games with ARIZONA STATE, CALIFORNIA, OREGON, OREGON STATE and UCLA also earning bowl appearances. USC, CALIFORNIA and OREGON STATE found themselves ranked in the Top-25 in the nation at the conclusion of the season, finishing fourth, 14th and 21st respectively (Associated Press).

The Pac-10 was the premier basketball conference this season, as it sent six teams to the NCAA Men's Basketball Championship. UCLA advanced to the Final Four, falling just short to Florida in the semifinals. The Bruins captured the Pac-10 regular season championship, while OREGON earned the Pacific Life Pac-10 Tournament crown. On the women's side, four teams competed in the NCAA Tournament. ARIZONA STATE reached the Elite Eight for the first time in school history, while STANFORD claimed the 2006-07 regular season title and the State Farm Pac-10 Tournament Trophy.

The Conference continued its dominance in softball as all eight teams earned trips to NCAA regional play, the most out of any conference in the nation. ARIZONA claimed its eighth national title, and second in as many years, in a three-game championship series against Tennessee. It marked the 19th national championship by a Pac-10 team since 1982. With a 15-5-1 Conference record, ARIZONA picked up the 2007 Pac-10 crown, while earning the overall No. 1 seed in the NCAA Division I Softball Championship. OREGON STATE claimed the 2007 NCAA Division I Baseball Championship, becoming the first team in a decade to repeat as College World Series champion. The Beavers won all five of their CWS games, including a sweep of North Carolina in the best-of-three finals, and trailed for only one of 45 innings they played in Omaha.

The Conference also swept NCAA men's and women's water polo honors. CALIFORNIA captured the men's title, while UCLA garnered

Pacific-10 Conference



Thomas Hansen

Commissioner



Stephanie Montano


Baseball Contact

Pac-10 Media Relations

Associate Commissioner Jim Muldoon
Assistant Commissioner.....David Hirsch
Assistant Commissioner..... Bri Niemi
Intern Josh O'Toole
Baseball Contact Stephanie Montano
Montano Office..... (925) 932-4411
Montano Cell..... (510) 672-1118
Montano E-mail smontano@pac-10.org
Pac-10 Address 1350 Treat Boulevard
Walnut Creek, CA 94597
Pac-10 Web site..... www.pac-10.org

Pac-10 Commissioners

Commissioner
Tom Hansen
Assoc. Commissioner, Administration & Women's Basketball
Christine Hoyles
Assoc. Commissioner, Electronic Communications
Duane Lindberg
Assoc. Commissioner, Compliance
Mike Matthews
Assoc. Commissioner, Business & Finance
Scott Sabatino
Assoc. Commissioner, Governance & Enforcement
Ron Barker
Assoc. Commissioner, Olympic Sports & Student-Athlete Programs
Chris Dawson
Asst. Commissioner, Compliance
Erik Price
Asst. Commissioner, Governance & Enforcement
Tammy Newman
Asst. Commissioner, Office Management
Sandy Safford
Asst. Commissioner, Championships
Heather Perry



Pacific-10 Conference

the women's hardware, claiming the school's 100th NCAA team championship and becoming the first athletics program in the nation to reach the century mark. The ARIZONA STATE women claimed both indoor and outdoor track & field NCAA titles. The feat marked just the 13th time in NCAA women's history that a team has won both the indoor and outdoor team titles in the same year. STANFORD picked up two national championships, securing the men's golf title, as well as the women's cross country crown, its second in as many years.

On the men's side, Pac-10 members have won 254 NCAA team championships, far ahead of the 195 claimed by the runner-up Big Ten. Men's NCAA crowns have come at a phenomenal rate for the Pac-10 - 15 basketball titles by five schools (more than any other conference), 49 tennis titles, 45 outdoor track and field crowns, and 26 baseball titles. Pac-10 members have won 25 of the last 38 NCAA titles in volleyball, 33 of the last 48 in water polo, and 20 total swimming and diving national championships.

Individually, the Conference has produced an impressive number of NCAA men's individual champions as well, claiming 1,146 NCAA individual crowns.

On the women's side, the story is much the same. Since the NCAA began conducting women's championships 26 years ago, Pac-10 members have claimed at least four national titles in a single season on 18 occasions. Overall, the Pac-10 has captured 105 NCAA women's crowns, easily outdistancing the SEC, which is second with 70. Pac-10 members have dominated a number of sports, winning 19 softball titles, 17 tennis crowns, 11 of the last 17 volleyball titles, 11 of the last 18 trophies in golf and eight in swimming and diving.

Pac-10 women athletes shine nationally on an individual basis as well, having captured an unmatched 488 NCAA individual titles, an average of more than 18 champions per season.

The roots of the Pacific-10 Conference date back over 90 years to December 2, 1915, when the Pacific Coast Conference (PCC) was founded at a meeting at the Oregon Hotel in Portland, Ore. Original membership consisted of four schools - the University of California at Berkeley, the University of Washington, the University of Oregon, and Oregon State College (now Oregon State University). All still are charter members of the Conference.

Pacific Coast Conference play began in 1916. One year later, Washington State College (now Washington State University), was accepted into the Conference, and Stanford University joined in 1918.

In 1922, the PCC expanded to eight teams with the admission of the University of Southern California and the University of Idaho. Montana joined the Conference in 1924, and

in 1928, the PCC grew to 10 members with the addition of UCLA.

The Pacific Coast Conference competed as a 10-team league until 1950, with the exception of 1943-45, when World War II curtailed intercollegiate athletic competition to a minimum. In 1950, Montana resigned from the Conference and joined the Mountain States Conference. The PCC continued as a nine-team Conference through 1958.

In 1959, the PCC was dissolved and a new Conference was formed - the Athletic Association of Western Universities. Original AAUW membership consisted of California, Stanford, Southern California, UCLA, and Washington. Washington State became a member in 1962, while Oregon and Oregon State joined in 1964. In 1968, the name Pacific-8 Conference was adopted.

Ten years later, on July 1, 1978, the University of Arizona and Arizona State University were admitted and the Pacific-10 Conference became a reality. In 1986-87, the league took on a new look, expanding to include 10 women's sports.

Currently, the Pac-10 sponsors 11 men's sports and 11 women's sports. Additionally, the Conference is a member of the Mountain Pacific Sports Federation (MPSF) in four other men's sports and two other women's sports.

Edwin N. Atherton was named the Conference's first Commissioner in 1940. He has been succeeded by Victor O. Schmidt (1944), Thomas J. Hamilton (1959), Wiles Hallock (1971), and current Commissioner Thomas C. Hansen in 1983.

The Pacific-10 Conference offices are located 25 miles east of San Francisco in Walnut Creek, Calif.

100th NCAA team championship and becoming the first athletics program in the nation to reach the century mark. The ARIZONA STATE women claimed both indoor and outdoor track & field NCAA titles. The feat marked just the 13th time in NCAA women's history that a team has won both the indoor and outdoor team titles in the same year. STANFORD picked up two national championships, securing the men's golf title, as well as the women's cross country crown, its second in as many years.

On the men's side, Pac-10 members have won 254 NCAA team championships, far ahead of the the 195 claimed by the runner-up Big Ten. Men's NCAA crowns have come at a phenomenal rate for the Pac-10 - 15 basketball titles by five schools (more than any other conference), 49 tennis titles, 45 outdoor track and field crowns, and 26 baseball titles. Pac-10

Pac-10 Yearly Winners

Pac-10		North	CIBA
2007	ASU	1954	ORE*** USC
2006	OSU	1953	ORE STAN***
2005	OSU	1952	OSU*** USC
2004	STAN	1951	OSU USC***
2003	STAN	1950	WSU*** STAN
2002	USC	1949	WSU USC***
2001	USC	1948	WSU USC***
2000	ASU	1947	WSU CAL
	STAN		USC
	UCLA	1946	ORE USC
1999	STAN	1945	WSU CAL
	North South	1944	WSU UCLA
1998	WASH* STAN	1943	ORE +CAL
1997	WASH* STAN		USC
1996	WASH USC*	1942	ORE USC
1995	WSU USC*	1941	ORE CAL
1994	OSU STAN		STM
1993	WASH ASU	1940	OSU STM
1992	WASH ARIZ	1939	ORE USC
1991	WSU USC		STM
1990	WSU STAN	1938	OSU CAL
1989	WSU ARIZ		WSU
1988	WSU ASU	1937	ORE CAL
1987	WSU STAN	1936	WSU USC
1986	OSU UCLA	1935	ORE CAL
1985	WSU STAN		USC
1984	WSU ASU	1934	ORE CAL
	PSU	1933	WSU CAL
1983	OSU STAN	1932	WASH USC
1982	OSU ASU	1931	WASH STAN
	WSU	1930	WASH USC
1981	WASH ASU	1929	WASH CAL
1980	WSU ARIZ	1928	ORE STM
	CAL		WSU
1979	WSU UCLA	1927	WSU STM
1978	WSU USC**		North South
1977	WSU USC**	1926	WASH CAL
	North CIBA	1925	WASH STAN
1976	WSU** UCLA		Pac-10
1975	WSU USC**	1924	CAL
1974	ORE USC**		North South
	WSU	1923	WASH CAL
1973	WSU USC**		Pac-10
1972	WSU USC**	1922	WASH
	ORE	1921	CAL
1971	WSU USC**	1920	CAL
1970	WSU USC**	1919	WASH
	Pac-10	1918	ORE
1969	UCLA	1917	CAL
1968	USC	1916	CAL
1967	STAN		
	North CIBA		
1966	WSU USC		*denotes North-South champion
1965	WSU STAN		**denotes Pac-8 champion
1964	ORE USC		***denotes Pacific Coast champion
1963	OSU USC		
1962	OSU SC		
1961	WSU USC		
1960	WSU CAL		
	USC		
1959	WASH USC***		Legend
1958	OSU USC***		PSU=Portland State
1957	ORE CAL***		SC= Santa Clara
	USC		STM= St. Mary's
1956	WSU*** USC		
1955	ORE USC***		

2007 Pac-10 Standings/Honors

2007 Pacific-10 Conference Standings

	CONFERENCE					OVERALL						STREAKS		
	W	L	PCT	H	A	W	L	PCT	H	A	N	STREAK	LAST 5	LAST 10
Arizona State%*^#	19	5	.792	11-1	8-4	49	15	.766	33-3	14-6	2-6	Lost 2	3-2	7-3
Arizona*	15	9	.625	10-2	5-7	42	17	.712	28-4	11-13	3-0	Lost 2	3-2	6-4
UCLA*^	14	10	.583	7-5	7-5	33	28	.541	19-11	12-17	2-0	Lost 2	2-3	4-6
California	12	12	.500	9-3	3-9	29	26	.527	19-9	8-17	2-0	Lost 2	3-2	6-4
Washington	11	13	.458	6-6	5-7	29	27	.518	21-9	7-17	1-1	Won 2	2-3	4-6
Oregon State*^#	10	14	.417	5-7	5-7	49	18	.731	17-7	21-9	11-2	Won 10	5-0	10-0
Washington State	10	14	.417	6-6	4-8	28	26	.519	16-10	12-16	0-0	Lost 1	2-3	5-5
Stanford	9	15	.375	4-8	5-7	28	28	.500	18-15	10-13	0-0	Won 6	5-0	9-1
USC	8	16	.333	3-6	5-7	27	29	.482	12-16	15-13	0-0	Lost 3	1-4	4-6

% - Pac-10 Champion * - NCAA Regional selection ^ - NCAA Super Regional participant

- NCAA College World Series participant \$ - NCAA CWS Champion

All-Pac-10 Team

Name	School	Pos	Yr	Ht	Wt	Hometown
Tyson Brummett	UCLA	RHP	Sr.	6-1	170	Salem, Utah
Mitch Canham	OSU	C	Jr.	6-2	212	Lake Stevens, Wash.
Gabe Cohen	UCLA	OF	Fr.	6-2	205	Woodland Hills, Calif.
David Cooper	CAL	1B	So.	6-0	185	Stockton, Calif.
Brandon Crawford	UCLA	SS	So.	6-2	195	Pleasanton, Calif.
Jermaine Curtis	UCLA	3B	So.	5-10	190	Fontana, Calif.
Ike Davis (2)	ASU	OF	So.	6-5	210	Scottsdale, Ariz.
Cody Decker	UCLA	1B	So.	5-10	215	Santa Monica, Calif.
Preston Guilmet	ARIZ	RHP	So.	6-2	190	Citrus Heights, Calif.
Nick Hagadone	WASH	LHP	Jr.	6-5	230	Sumner, Wash.
Mike Leake	ASU	RHP	Fr.	6-0	160	Fallbrook, Calif.
Petey Paramore (2)	ASU	C	So.	6-2	210	Allen, Texas
Sean Ratliff	STAN	OF	So.	6-3	220	Longmont, Colo.
Bill Rhinehart	ARIZ	OF	Sr.	6-0	206	Citrus Heights, Calif.
Kiel Roling	ASU	DH	So.	6-3	240	Grand Junction, Colo.
Tyson Ross	CAL	RHP	So.	6-5	215	Oakland, Calif.
Josh Satow	ASU	LHP	Jr.	5-9	150	Scottsdale, Ariz.
Eric Sogard (2)	ASU	2B	Jr.	5-10	180	Phoenix, Ariz.
Adam Sorgi	STAN	INF	Jr.	6-1	190	Mission Viejo, Calif.
Michael Taylor	STAN	OF	Jr.	6-6	260	Apopka, Fla.
Brett Wallace	ASU	1B	So.	6-1	245	Sonoma, Calif.

(2) - Two-time All-Conference selection

Honorable Mention: Robert Abel, Fr., ARIZ; Joey August, So., STAN; Ryan Babineau, So., UCLA; **Darwin Barney, Jr., OSU**; Craig Bennigson, So., CAL; Brad Boxberger, Fr., USC; Bradley Boyer, So., WASH; Michael Burgher, Jr., WASH; Alden Carrithers, Jr., UCLA; Dwight Childs, Fr., ARIZ; Travis Coulter, So., WSU; Matt Cusick, Jr., USC; Wayne Damon Jr., Sr., WSU; Joey Dunn, Jr., WASH; Hector Estrella, Sr., USC; Brian Flores, Jr., ASU; Diallo Fon, Fr., ARIZ; Jon Gaston, So., ARIZ; Brad Glenn, So., ARIZ; Matt Gorgen, So., CAL; Paul Gran, Jr., WSU; Grant Green, Fr., USC; Matt Hague, Jr., WASH; Ross Humes, So., WSU; Jeff Kobernus, Fr., CAL; Paul Koss, Sr., USC; **Eddie Kunz, Jr., OSU**; Greg Lagreid, So., WSU; **Jordan Lennerton, Jr., OSU**; Jayson Miller, Jr., WSU; Jeff Miller, Sr., WSU; Brad Mills, Sr., ARIZ; Tim Murphy, So., UCLA; Ty Rasmussen, Fr., WASH; Simi Reynolds, Jr., WSU; Curt Rindal, Sr., WASH; Andrew Romine, Jr., ASU; Daniel Schlereth, So., ARIZ; Colt Sedbrook, Jr., ARIZ; Blake Smith, Fr., CAL; Tim Smith, Jr., ASU; Matt Spencer, Jr., ASU; T.J. Steele, So., ARIZ; Jason Stoffel, Fr., ARIZ; C.J. Ziegler, Jr., ARIZ.

2007 Pac-10 Weekly Honors

Pac-10 Players Of The Week

Feb. 13	Brad Glenn, So., OF, ARIZ
Feb. 20	Brandon Crawford, So., SS., UCLA
Feb. 27	David Cooper, So., 1B, CAL
March 6	Sean Ratliff, So., OF, STAN
March 13	Curt Rindal, Sr., 1B, WASH
March 20	Kiel Roling, So., C/DH, ASU
March 27	Brett Wallace, So., 1B, ASU
April 3	Jon Gaston, So., OF, ARIZ
April 10	Kiel Roling, So., C/DH, ASU
April 17	Cody Decker, So., Inf/C, UCLA
April 24	Travis Coulter, So., DH, WSU
May 1	Adam Sorgi, Jr., Inf, STAN
May 8	T.J. Steele, So., OF, ARIZ
May 15	Matt Spencer, Jr., OF/LHP, ASU
May 22	Bill Rhinehart, Sr., OF, ARIZ
May 29	Matt Hague, Jr., 3B, WASH

Pac-10 Pitchers Of The Week

Feb. 13	Josh Satow, Jr., LHP, ASU
Feb. 20	Preston Guilmet, So., RHP, ARIZ
Feb. 27	Tyson Brummett, Sr., RHP, UCLA
March 6	Connor Lambert, Fr., RHP, WSU
March 13	Preston Guilmet, So., RHP, ARIZ
March 20	Brian Flores, Jr., RHP, ASU
March 27	Nick Hagadone, Jr., LHP, WASH
April 3	Tyson Brummett, Sr., RHP, UCLA
April 10	Brad Boxberger, Fr., RHP, USC
April 17	Preston Guilmet, So., RHP, ARIZ
April 24	Ross Humes, So., LHP, WSU
May 1	Tyson Brummett, Sr., RHP, UCLA
May 8	Preston Guilmet, So., RHP, ARIZ
May 15	Jayson Miller, Jr., LHP, WSU
May 22	Brian Flores, Jr., LHP, ASU
May 29	Gavin Brooks, Fr., LHP, UCLA

2007 Pac-10 Stats

Overall Offense

Team	Avg.	GP	AB	R	H	2B	3B	HR	RBI	TB	SLG	BB	HBP	SO	GDP	OBA	SF	SH	SB-ATT	PO	A	E	FLD
Arizona State	.345	64	2294	599	791	155	18	79	548	1219	.531	319	61	416	35	.432	35	58	87-114	1708	732	53	.979
Arizona	.306	59	2021	428	619	126	33	52	389	967	.478	215	90	413	32	.391	39	44	95-127	1580	642	78	.966
Stanford	.305	56	2027	359	618	112	18	43	334	895	.442	177	51	375	46	.372	21	21	27-44	1500	611	82	.963
Washington	.304	56	1971	351	599	109	18	55	319	909	.461	218	60	365	45	.388	14	30	50-67	1468	571	65	.969
California	.303	55	1862	321	564	92	7	39	304	787	.423	191	38	342	35	.375	25	57	54-84	1454	641	57	.974
UCLA	.296	61	2081	366	615	106	8	51	341	890	.428	206	87	409	35	.380	17	56	53-74	1601	610	66	.971
Oregon State	.287	67	2297	456	659	128	14	46	404	953	.415	328	65	448	45	.387	29	64	76-98	1802	752	59	.977
USC	.286	56	1899	287	544	101	19	25	262	758	.399	217	46	350	47	.369	25	35	61-100	1493	574	58	.973
Washington St.	.281	54	1857	317	522	103	16	33	282	756	.407	177	70	321	38	.362	21	47	60-82	1436	635	71	.967

Overall Pitching

Team	ERA	W-L	APP	GS	CG	SHO/CBO	SV	IP	H	R	ER	BB	SO	2B	3B	HR	AB	Avg.	WP	HBP	BK	SFA
Oregon State	3.48	49-18	67	67	0	6/6	20	600.2	542	253	232	193	477	83	12	34	2227	.243	30	74	7	16
Arizona	3.90	42-17	59	59	6	4/2	15	526.2	516	273	228	205	541	86	13	20	2004	.257	46	50	4	15
Arizona State	4.22	49-15	64	64	7	2/1	18	569.1	575	326	267	239	451	85	16	44	2171	.265	37	51	16	17
California	4.48	29-26	55	55	1	5/5	10	484.2	524	282	241	193	388	89	10	30	1877	.279	35	57	9	9
USC	4.90	27- 29	56	56	1	0/0	19	497.2	568	317	271	175	368	94	19	44	1954	.291	33	52	10	16
UCLA	5.01	33-28	61	61	11	0/0	12	533.2	551	351	297	204	461	93	18	50	2039	.270	68	57	8	30
Washington St.	5.02	28-26	54	54	2	3/3	18	478.2	531	316	267	202	341	85	12	29	1857	.286	26	46	9	25
Washington	5.46	29-27	56	56	0	4/4	14	489.1	577	344	297	206	332	90	15	37	1926	.300	37	53	8	24
Stanford	6.01	28-28	56	56	3	2/1	13	500.0	636	386	334	211	356	130	14	41	2027	.314	47	64	8	28

Bold indicates best/most in highlighted category

Offensive Leaders

Batting avg

1. Wallace, Brett, ASU404
2. Sogard, Eric, ASU400
3. Cooper, David, CAL.....382

Slugging pct

1. Wallace, Brett, ASU687
2. Rhinehart, Bill, ARIZ664
3. Ziegler, C.J., ARIZ.....645

On base pct

1. Paramore, Petey, ASU500
2. Sogard, Eric, ASU488
3. Wallace, Brett, ASU484

Runs scored

1. Wallace, Brett, ASU75
2. Sogard, Eric, ASU74
3. Paramore, Petey, ASU64

Hits

1. Wallace, Brett, ASU107
2. Sogard, Eric, ASU100
3. Paramore, Petey, ASU85

Runs batted in

1. Wallace, Brett, ASU78
2. Rhinehart, Bill, ARIZ66
3. Ziegler, C.J., ARIZ.....63

Doubles

1. Ziegler, C.J., ARIZ.....23
- Davis, Ike, ASU23
3. Rindal, Curt, WASH.....21

Triples

1. Green, Grant, USC10
2. Gaston, Jon, ARIZ.....8
3. Wallace, Brett, ASU5

Home runs

1. Wallace, Brett, ASU16
2. Roling, Kiel, ASU.....15
3. Decker, Cody, UCLA14

Total bases

1. Wallace, Brett, ASU182
2. Sogard, Eric, ASU153
3. Rhinehart, Bill, ARIZ148

Walks

1. Paramore, Petey, ASU53
- 2. Canham, Mitch, OSU.....39**
- Sogard, Eric, ASU39

Hit by pitch

1. Sedbrook, Colt, ARIZ.....16
2. Glenn, Brad, ARIZ15
3. Murphy, Jim, WSU13

Sac bunts

1. Hall, Matt, ASU.....15
- 2. Lechelt, Lonnie, OSU.....13**
- 3. Wong, Joey, OSU12**

Stolen bases

1. Abel, Robert, ARIZ.....21
- Romine, Andrew, ASU21
- Steele, T.J., ARIZ21

At bats

- 1. Barney, Darwin, OSU.... 278**
2. Wallace, Brett, ASU265
3. Sogard, Eric, ASU250

Pitching Leaders

Earned run avg

1. Guilmet, Preston, ARIZ.....1.87
2. Ross, Tyson, CAL2.49
3. Gorgen, Matt, CAL.....2.51

Opposing bat avg

1. Guilmet, Preston, ARIZ.....205
- 2. Stutes, Mike, OSU......228**
3. Boxberger, Brad, USC234

Innings pitched

1. Brummett, Tyson, UCLA 138.0
2. Guilmet, Preston, ARIZ.. 135.0
3. Satow, Josh, ASU 133.2

Batters struck out

1. Guilmet, Preston, ARIZ.....146
- 2. Stutes, Mike, OSU..... 129**
3. Ross, Tyson, CAL120

Saves

1. Koss, Paul, USC.....16
- 2. Kunz, Eddie, OSU.....12**
- Humes, Ross, WSU12

Appearances


- 1. Kunz, Eddie, OSU.....31**
- Gorgen, Matt, CAL.....31
- Stringer, David, STAN.....31

Games started

1. Flores, Brian, ASU23
- 2. Stutes, Mike, OSU.....22**
3. Satow, Josh, ASU19

Games finished

1. Koss, Paul, USC.....28
- 2. Kunz, Eddie, OSU.....26**
- Gorgen, Matt, CAL.....26



Mike Stutes

2007 Pac-10 Stats

Conference Only Offense

Team	Avg.	GP	AB	R	H	2B	3B	HR	RBI	TB	SLG	BB	HBP	SO	GDP	OBA	SF	SH	SB-ATT	PO	A	E	FLD
Arizona State	.329	24	857	203	282	43	4	30	186	423	.494	110	19	190	11	.413	9	31	26-34	638	268	22	.976
Stanford	.316	24	887	146	280	51	8	20	142	407	.459	79	18	166	25	.380	7	12	6-15	639	247	42	.955
UCLA	.309	24	833	180	257	38	3	32	167	397	.477	93	40	139	18	.401	6	18	16-24	634	252	25	.973
California	.305	24	798	134	243	37	3	18	127	340	.426	82	18	137	20	.377	12	30	19-32	629	273	25	.973
Washington	.304	24	864	139	263	44	8	15	128	368	.426	86	21	153	20	.379	6	13	17-21	633	242	24	.973
USC	.294	24	838	132	246	41	8	11	116	336	.401	98	19	142	25	.377	9	18	20-38	640	245	19	.979
Arizona	.293	24	811	173	238	52	11	20	161	372	.459	99	36	173	14	.389	12	17	31-48	633	262	37	.960
Washington St.	.279	24	820	118	229	47	5	19	107	343	.418	60	28	149	16	.346	8	20	20-25	630	291	34	.964
Oregon State	.263	24	819	136	215	36	6	16	120	311	.380	115	16	186	17	.361	9	20	18-24	641	297	23	.976

Conference Only Pitching

Team	ERA	W-L	APP	GS	CG	SHO/CBO	SV	IP	H	R	ER	BB	SO	2B	3B	HR	AB	Avg.	WP	HBP	BK	SFA
Arizona	4.14	15-9	24	24	5	2/1	4	211.0	214	122	97	86	195	34	3	9	808	.265	23	23	1	9
California	4.59	12-12	24	24	0	3/3	4	209.2	235	124	107	101	160	41	2	18	808	.291	16	22	2	5
Arizona State	4.61	19-5	24	24	4	2/1	9	212.2	216	134	109	101	148	33	6	26	815	.265	11	23	7	4
Washington St.	5.36	10-14	24	24	1	0/0	6	210.0	256	151	125	93	143	37	8	15	832	.308	10	11	1	13
Oregon State	5.52	10-14	24	24	0	1/1	5	213.2	247	140	131	79	140	41	9	17	835	.296	13	34	1	7
UCLA	5.71	14-10	24	24	5	0/0	4	211.1	238	163	134	94	185	50	7	24	824	.289	28	20	5	14
Washington	6.18	11-13	24	24	0	1/1	4	211.0	272	159	145	79	141	43	10	18	857	.317	20	30	0	9
USC	6.29	8-16	24	24	0	0/0	5	213.1	281	169	149	86	166	50	7	28	866	.324	19	22	6	6
Stanford	7.10	9-15	24	24	1	0/0	3	213.0	284	199	168	103	157	58	4	25	880	.323	26	28	3	13

Bold indicates best/most in highlighted category

Offensive Leaders

Batting avg

1. Cooper, David, CAL.....402
2. Cohen, Gabe, UCLA.....400
3. Sorgi, Adam, STAN.....398

Slugging pct

1. Decker, Cody, UCLA729
2. Rhinehart, Bill, ARIZ711
3. Spencer, Matt, ASU680

On base pct

1. Carrithers, Alden, UCLA ...482
2. Cooper, David, CAL.....476
3. Gaston, Jon, ARIZ.....474

Runs scored

1. Sogard, Eric, ASU33
2. Wallace, Brett, ASU28
- Sedbrook, Colt, ARIZ.....28

Hits

1. Cohen, Gabe, UCLA.....40
2. Sorgi, Adam, STAN.....39
3. Taylor, Michael, STAN38
- Wallace, Brett, ASU38

Runs batted in

1. Decker, Cody, UCLA37
2. Ziegler, C.J., ARIZ.....30
3. Taylor, Michael, STAN29

Doubles

1. Coulter, Travis, WSU12
2. Rindal, Curt, WASH10
3. Miller, Jeff, WSU9
- Glenn, Brad, ARIZ9
- Rhinehart, Bill, ARIZ9

Triples

1. Gaston, Jon, ARIZ.....3
- Hopkins, Chris, OSU.....3
- Rhinehart, Bill, ARIZ3
- Cox, Danny, WASH.....3

Home runs

1. Decker, Cody, UCLA.....10
2. Wallace, Brett, ASU8
3. Cohen, Gabe, UCLA.....7

Total bases

1. Decker, Cody, UCLA70
2. Cohen, Gabe, UCLA.....67
3. Taylor, Michael, STAN66

Walks

1. Paramore, Petey, ASU19
2. Carrithers, Alden, UCLA17
- Gaston, Jon, ARIZ.....17
- Ziegler, C.J., ARIZ.....17

Hit by pitch

1. Sedbrook, Colt, ARIZ.....8
2. Carrithers, Alden, UCLA6
- Prince, Jared, WSU6
- Coulter, Travis, WSU6

Sac bunts

1. Hall, Matt, ASU.....8
2. Cutler, Charlie, CAL.....6
3. Suttmeier, Scott, WSU.....5

Stolen bases

1. Burgher, Michael, WASH9
2. Borba, Zach, WSU.....8
- Steele, T.J., ARIZ8

At bats

1. Taylor, Michael, STAN104
- Curtis, Jermaine, UCLA104
- 3. Barney, Darwin, OSU.... 103**

Pitching Leaders

Earned run avg

1. Guilmet, Preston, ARIZ.....2.05
2. Gorgen, Matt, CAL.....2.15
3. Bennigson, Craig, CAL2.37

Opposing bat avg

1. Guilmet, Preston, ARIZ.....217
2. Hagadone, Nick, WASH ...220
3. Flores, Brian, ASU237

Innings pitched

1. Guilmet, Preston, ARIZ.....66.0
2. Brummett, Tyson, UCLA...62.1
3. Satow, Josh, ASU59.1

Batters struck out

1. Guilmet, Preston, ARIZ.....75
2. Murphy, Tim, UCLA57
3. Satow, Josh, ASU51
- Ross, Tyson, CAL51
- Boxberger, Brad, USC51

Wins

1. Leake, Mike, ASU.....6
2. Brummett, Tyson, UCLA.....5
- Guilmet, Preston, ARIZ.....5

Saves

1. Jarvis, ASU9
2. Humes, Ross, WSU.....5
- Kunz, Eddie, OSU.....5**

Appearances

1. Gorgen, Matt, CAL.....14
- Jarvis, ASU14
3. Humes, Ross, WSU13
- Kunz, Eddie, OSU13**

Games started

1. 16 tied at.....8

Games finished

1. Jarvis, ASU13
2. Stoffel, Jason, ARIZ.....12
- Gorgen, Matt, CAL.....12
- Koss, Paul, USC.....12



Eddie Kunz